

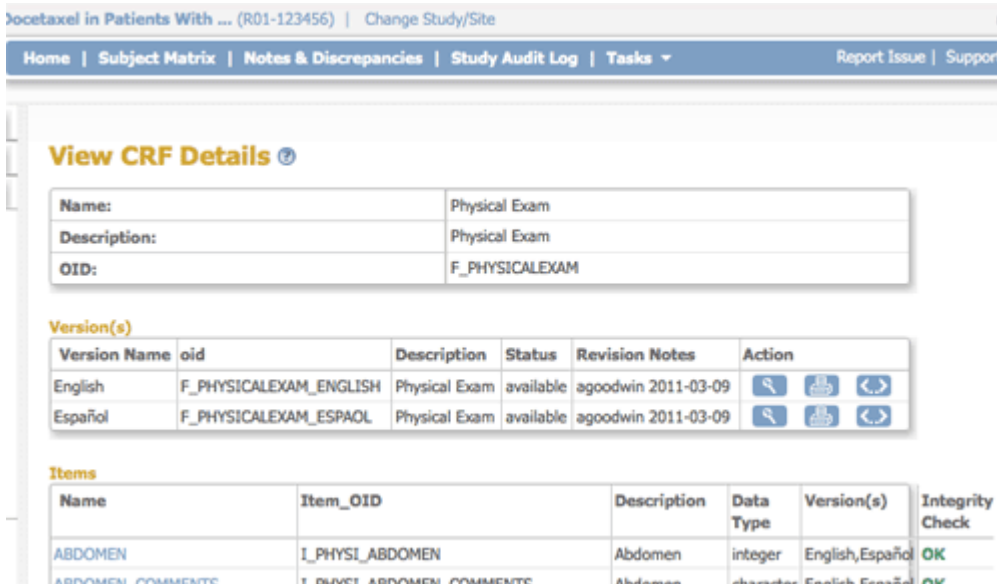
7.1 Printing a Blank CRF or Blank Casebook

Please see below for instructions on each of the following options:

- Print a Single Blank CRF
- Print a Blank Study Casebook
- Print a Blank Study Site Casebook
- Print a Blank Study Event Casebook

Print a Single Blank CRF







There are two main navigation paths for accessing the View CRF Details screen:



View CRF Details

Name:	Physical Exam
Description:	Physical Exam
OID:	F_PHYSICALEXAM

Version(s)

Version Name	oid	Description	Status	Revision Notes	Action
English	F_PHYSICALEXAM_ENGLISH	Physical Exam	available	agoodwin 2011-03-09	  
Español	F_PHYSICALEXAM_ESPAOL	Physical Exam	available	agoodwin 2011-03-09	  

Items

Name	Item_OID	Description	Data Type	Version(s)	Integrity Check
ABDOMEN	I_PHYSI_ABDOMEN	Abdomen	integer	English,Español	OK
ABDOMEN COMMENTS	I_PHYSI_ABDOMEN_COMMENTS	Abdomen	character	English,Español	OK

A) From the Tasks menu:

1. Select Administration/Studies.
2. Click the view icon for the appropriate Study.
3. Select the view icon for the appropriate Event Definition.

OR

B) From the Tasks menu:

1. Select Administration/CRFs or Monitor and Manage Data/CRFs.
2. Click the view icon on the first line (original version) of the CRF you want to print.

In both cases, to print a blank CRF, select the print icon for the version of the CRF you want printed. Then use your browser's print option to print the form.

Print a Blank Study Casebook

- 1) From the Tasks menu, select Build Study.
- 2) In the Create Event Definitions row, click the view icon .
- 3) On the upper right of the screen, click the Print icon. Then use your browser's print option to print the Casebook.

Manage All Event Definitions in Study Docetaxel in Patients With Completely Resected NSCLC

Found 5 Definitions [Find](#) [Show More](#)

Order	Name	OID	Repeating	Type	Category	Populated	Date Created	Date Updated	Actions
1	Registration Visit	SE_REGISTRATIONVISIT	No	Scheduled		Yes	05-Jul-2011 (agoodwin)	11-Apr-2013 (root)	
2	Initial Treatment	SE_INITIALTREATMENT	No	Scheduled	Treatment	Yes	05-Jul-2011 (agoodwin)	06-Jul-2011 (agoodwin)	
3	Follow-up Treatment	SE_FOLLOWUPTREATMENT	Yes	Scheduled	Treatment	Yes	05-Jul-2011 (agoodwin)	06-Jul-2011 (agoodwin)	
4	Adverse Events	SE_ADVERSEEVENTS	No	Unscheduled	Adverse Events	Yes	05-Jul-2011 (agoodwin)	06-Jul-2011 (agoodwin)	
5	Foo Event	SE_FOOEVENT	No	Scheduled		No	28-Mar-2013 (root)	10-May-2013 (root)	

Print a Blank Study Site Casebook

To print a blank Study Site Casebook:

1. From the Tasks menu, select Study Setup/View Study.
2. In the Sites section of the page, click the view icon for the appropriate Site.
3. To the right of the View Site Event Definitions section of the page, click the print icon. Then use your browser's print option to print the Study Site Casebook.

Interview Date Required?	Not Used
Interview Date Default as Blank?	Blank

View Site Event Definitions

- Registration Visit
- Initial Treatment
- Follow-up Treatment
- Adverse Events
- Foo Event

[Exit](#)

[Go Back Home](#)

Print a Blank Study Event Casebook

- 1) From the Tasks menu, select Study Setup/Build Study.
- 2) In the Create Event Definitions row, click the View icon.
- 3) For the desired Study Event, click the View icon.

4) To the top right of the list of forms, click the Print icon.

View Event Definition

Name:	Registration Visit
oid:	SE_REGISTRATIONVISIT
Description:	
Repeating:	No
Type:	scheduled
Category:	

CRFs

Click the "up/down" arrow icons in the "Order" column in the following table to change the order of all CRFs.



Order	Name	Required	Double Data Entry	Password Required	Default Version	Hide CRF	Null Values	Source Data Verification	Status	Actions
	Verification of Informed Consent	Yes	No	No	v2.0	false		100% Required	available	
	Eligibility	Yes	No	No	v1.0	false		100% Required	available	
	Physical Exam	Yes	No	No	English	false		Partial Required	available	
	Repeating Nick	Yes	No	No	v1.0	false		Not Required	available	

Approved for publication by Ben Baumann. Signed on 2014-06-17 12:28PM

Not valid unless obtained from the OpenClinica document management system on the day of use.