

4.5.3 Manage Rules (Item Level)

To view detail information about the available rules for a particular Item select the view icon under the actions column. You will be presented with the Manage Rule for Item [Name] page. On this page you will have specific data about the Item that the rule is targeted for, along with the ability to perform actions on the individual rule by using the Run, Remove or Test icon under the actions column in the Rule table or perform actions on all available rules associated with that particular item.

Manage Rule for Item Page:





1. Target OIDs All the Object identifiers that are needed to create the statement in which the rule will evaluate
2. Study Event Definition - The Study Event Definition which is affected by the Rule
3. CRF Name - Indicates detailed information about the name of the CRF
4. Group Label - This is the Group which is affected by the Rule
5. Item Name - This is a link to the Item Metadata page and also provides information on the Item Metadata CRF Version Level Attributes
6. Actions:
 - Run All - Allows you to execute all available rules associated with that particular item
 - Remove All - Allows you to remove all available rules associated with that particular item.
 - Get XML- This enables you to download in an XML format all available rules associated with that particular item.

Default Study (default-study) | Change Study/Site
richardj (Data Manager) en | Log Out

Home | Subject Matrix | Notes & Discrepancies | Study Audit Log | Tasks
Report Issue | Support | Study Subject ID Go

Manage Rules for Item 31jantlorgan

Target OID:	I_001AL_31JANTLORGAN
Study Event Definition:	
CRF Name:	
Group Label:	
Item Name:	31jantlorgan (I_001AL_31JANTLORGAN)
Actions:	Run All , Remove All , Get XML , Audit

Rule Name	OID	Expression	Status	Execute On	Action Summary	Action
08FEB1	08FEB1	I_001AL_31JANTLORGAN eq 31	available	false	Type: HideAction Message: "" Run On: InitialDataEntry, DoubleDataEntry, AdministrativeDataEntry DestinationProperty: I_001AL_31JANTLIFOTHER	   
				true	Type: ShowAction Message: "You selected Other, please specify" Run On: InitialDataEntry, DoubleDataEntry, AdministrativeDataEntry DestinationProperty: I_001AL_31JANTLIFOTHER	

[Go Back to Manage Rules](#)

Manage Rules page (Item Level)

When selecting the *Item Name* link on the Manage Rule for Item page the Item Metadata page is displayed giving you information on Item Metadata Global Attributes and Item Metadata: CRF Version Level Attributes.

OpenClinica

Item Metadata: Global Attributes

CRF Name:	001 Alan Multi CRF
Item Name:	31jantlorgan
OID:	I_001AL_31JANTLORGAN
Description:	Organ
Data Type:	int
Units:	
PHI:	No

Item Metadata: CRF Version Level Attributes

Click on each CRF version link below to see the corresponding item metadata table.

001 Alan Multi CRF 1.1

Left Item Text	Right Item Text	Default Value	Response Layout	Response Type	Response Label	Response Options/Response Values	Section Label	Group Name	Validation	Validation Error Message	Required
Organ		Please select an option		single-select	to	Adrenal Gland 1 Bladder 2 Bone 3 Brain 4 Breast 5 Colon 6 Gall bladder 7 Kidney 8 Leptomeningeal 9 Liver 10 Lung 11 Lymph nodes - axillary 12	31JanSectTwo	31janTL			No

Item Metadata

This page is not approved for publication.