



























































## 3.4.8 Table of CRFs

The table of CRFs lists all versions of all defined CRFs in your OpenClinica system and provides access to features for managing the defined CRFs. The available features in the table depend on your User Role and User Type. To access the table of CRFs:

1. From the Tasks menu, in the Study Setup module, select Build Study.  
The Build Study page opens.
2. For the Create CRF task, click the View icon.  
The Manage Case Report Forms page opens.

Manage Case Report Forms (CRFs) 										
Page 1 of 1		<input type="text"/>		<input type="button" value="Find"/>		Blank CRF Template		OpenClinica CRF Library		<input type="button" value="Create a New CRF"/>
CRF Name 	Date Updated	Last Updated by	CRF_OID	Versions	Version_OID	Date Created	Owner	Status	Download	Actions
Adverse Events	05-Jul-2011	agoodwin	F_ADVERSEEVENT	(original)		05-Jul-2011	agoodwin	available		   
				v1.0	F_ADVERSEEVENT_V10	05-Jul-2011	agoodwin	available		  
				v1.2	F_ADVERSEEVENT_V12	05-Jul-2011	agoodwin	available		  
Agent Administration	05-Jul-2011	agoodwin	F_AGENTADMINIS	(original)		05-Jul-2011	agoodwin	available		   
				v1.0	F_AGENTADMINIS_V10	05-Jul-2011	agoodwin	available		  
Concomitant Medications	05-Jul-2011	agoodwin	F_CONCOMITANTM	(original)		05-Jul-2011	agoodwin	available		   
				v1.0	F_CONCOMITANTM_V10	05-Jul-2011	agoodwin	available		  
Eligibility	05-Jul-2011	agoodwin	F_ELIGIBILITY	(original)		05-Jul-2011	agoodwin	available		   
				v1.0	F_ELIGIBILITY_V10	05-Jul-2011	agoodwin	available		  
Physical Exam	05-Jul-2011	agoodwin	F_PHYSICALEXAM	(original)		05-Jul-2011	agoodwin	available		   
				English	F_PHYSICALEXAM_ENGLISH	05-Jul-2011	agoodwin	available		  
				Español	F_PHYSICALEXAM_ESPAOL	05-Jul-2011	agoodwin	available		  
Verification of Informed Consent	05-Jul-2011	agoodwin	F_VERIFICATION	(original)		05-Jul-2011	agoodwin	available		   
				v2.0	F_VERIFICATION_V20	05-Jul-2011	agoodwin	available		  

The CRFs table is the same table you can access from the Monitor and Manage Data module. In addition to using this table to create, modify, and remove defined CRFs as described in other topics on this page, you can use this table to:

- [View information about an original CRF and the details for each version](#)
- [Find and organize CRFs](#)

This page is not approved for publication.